

Account Name: _____

Date: _____

Delivery Address: _____

P/O Number: _____

Contact: _____

Phone: _____

Please check the boxes below:

Quantity

Mounting Position:

Wall Ceiling Other

What type of surround is required?

Set Bead Flanged Recessed Setbead Recessed Flanged
 Recessed Negative Surround

What rating is required?

Not Rated RW30 Smoke Fire Rated Recessed
 Round Other: **Note:**
 Fire Rated Panels - Provide fire rating required.
 Recessed - Thickness and type of material required to be installed.

Door Finish:

Metal MDF / HMR Stainless Steel Other
Note: Thickness and type of material required.

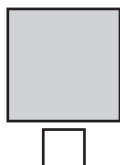
Hinge Type

Standard Hinge Screw Hinge Piano Hinge Pivot Hinge Fixing Lugs
Note: Round Panels Only

Lock Type

CPD Budget Lock Screw Fixed Budget Lock Screw Fixed Camlock
 Touch Lock Other **Note:** Please Specify
4 Corners

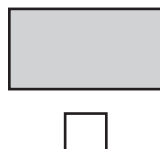
Shape




Square



Vertical
Lock Long Side



Horizontal
Lock Short Side



Round

Height (mm)

Width (mm)

Comments



Note:

- Depth of frame 50mm.
 - Size of Panels are worked by the size of the frame as shown on the following drawing.
 - Set bead formed as part of door frame in one piece.
 - Round panels are seamless both door and frame.
- All Standard type panels are supplied as Galvanised pressed metal doors and frames.